



Teacher Resource Pack

THE
WALTHAMSTOW

ZIPP-ROG



ABOUT THIS PACK

The Walthamstow Griffin is a large public sculpture on Walthamstow High Street created by artist Sandie M Sutton in partnership with Artillery CIC.

This pack can inspire learning for **KS1** and **KS2** for these topics and subject areas:

- **ART...** 3D work and Sculpture
- **ENGLISH...** Myths and Mythical Creatures
- **ECOLOGY....** Plastics & the Environment
- **HISTORY...** Ancient Cultures
- **GEOGRAPHY...** Wonderful Walthamstow
- **PSHE...** Valuing & protecting our community

This Pack includes:

Activities, links to our creative resources & sculpture workshop information



FIND THE WALTAMSTOW GRIFFIN




ACTIVITY

The Walthamstow Griffin is inspired by the heritage masonry features on the High Street - can you spot the Victorian Griffin features on some of the buildings?

How are they different from The Walthamstow Griffin?

Visit the sculpture

Can you recognise any of the plastic components that have been used?



The Griffin is a mythical creature. It is a chimera created from the 'king of the birds' - the eagle, and the 'king of the beasts' - the lion.



Stories of Griffins are believed to have originated in the ancient Middle East including Persia. Traders and the expansion of ancient empires have resulted in the Griffin mythology becoming known around the world, especially in Asia and Europe.



See the steps the artists took to make The Walthamstow Griffin in this timeline.


bit.ly/MakingStowGriffin

:Padlet



You can find out more about Sandie's practice in this Q&A here:

:Padlet bit.ly/SandieMSuttonQ_A



See how the 3m sculpture was installed in this short film:

:Padlet bit.ly/GriffinUp



Tales of Griffins from around the world



:Padlet bit.ly/PadletMappingGriffins



ACTIVITY

Who or **What** is so important to you that you would want a **Griffin** to protect them?



SCULPTING TECHNIQUES

Sandie Sutton uses discarded plastics that are destined for landfill to build her sculptures. She has an extensive knowledge of bird and animal species, and their eco-systems, and these regularly feature in her work highlighting the tension between man-made waste and the natural world.

Her sculptures are made with car parts, toys, household items, and manufacturing waste products.

To sculpt with the plastics she uses:

- Angle grinders
- Rivets and fixing to solid metal plates,
- Things used in the buildings trade e.g nuts and bolts, banding steel...
+ fine work tools such as hacksaws, scissors

And she always creates an armature - nothing works without an armature

When she introduces schools to her sculpting techniques she uses:

- Used, clean, soft drinks bottles and cardboard
- Scissors and hole punches
- Dremel and glue gun
- Tape and sticky dots
- Permanent markers and paint pens

And her projects always start with an armature



Griffins are great protectors of treasure. As Sandie made The Walthamstow Griffin, she imagined it as a protector of untold stories and High Street treasures.

Artillery asked artist **Alisa Ruzavina** to find out what people treasured about Walthamstow High Street. Alisa co-designed a collection of eight flags with residents and traders, the designs feature what people valued about the High Street including its diversity, its histories, its global cuisine, its specialist goods.

ACTIVITY



Looking at the imagery in the flags - what can you see that the flag designers especially valued about the High Street?

<https://bit.ly/HighStTreasuresFlags>



You can find out more about Alisa's practice in this

Q&A

bit.ly/AlisaRuzavinaQ_A



ACTIVITY

Make your own mini Griffin
using our step by step worksheet.

bit.ly/MakeAMiniGriffin



Make with the Griffin Sculptor!

Artillery and Sandie Sutton have developed two workshop packages to support learners and teachers to extend their skills in sculpture techniques, all linked to The Walthamstow Griffin

Sculpting Mythical Beasts: Creative CPD Workshops for your staff team

Our CPD package supports your staff team to develop their sculpting skills and confidently support learners to create their own mythical beasts. Your staff increase their understanding of the creative possibilities of sculpting in plastics and/or cardboard.

Mythical beast workshops for class groups

We can deliver workshops to support your learners directly to create mythical creatures using plastic waste or cardboard.

For more information about workshop format and costs, please contact morag@artillery.org.uk
To find out more about Artillery, please see:
www.artillery.org.uk



Artillery

DISCOVERS

New ways for EXPERIMENTING
and LEARNING

MAKES

SHARED art experiences
TOGETHER

NURTURES

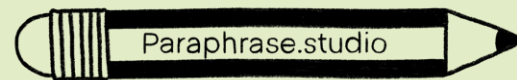
NETWORKS for artistic
SUPPORT & DEVELOPMENT

This Teacher Resource Pack is produced by **Artillery CIC** with funding by the **High Street Ward Community Fund**, in collaboration with **Paraphrase Studio** (design and illustrations), using The Walthamstow Griffin logos by **Hattie Scott and Sandie M Sutton**, and photographs by **Penny Dampier**.

The Walthamstow Griffin was created with funding by the **Mayor of London** as part of the **Commission for Diversity in the Public Realm, Waltham Forest Council, St James St Big Local** and a donation by **L&Q**.



Artillery



SUPPORTED BY
MAYOR OF LONDON